REIME NORIS

航空航天

CN | EN

Quality
Made in Germany
ISO 9001 CERTIFIED

欢迎鉴赏REIME NORIS的航空航天-样册 - 适用于航空航天产品的螺纹工具

航空航天工业是现代制造业中最严苛的领域之一，对工具、工艺及质量标准要求极高。通过我们的最新的样册，您将获得精心甄选的攻丝工具系列，这些工具专为满足该行业的严格要求、特殊材料及技术挑战而设计。

无论您需要MJ、UNJ还是EG螺纹，都能找到专为航空航天标准螺纹要求设计与验证的专用工具。我们不仅严格遵循行业规范，更着重于工艺可靠性、优化几何结构、高性能涂层以及延长刀具寿命——确保在钛合金、Inconel合金、高强度铝合金及碳纤维增强塑料等难加工材料上取得卓越成效。

本样册是航空航天解决方案的简明参考指南，重点关注实际方案应用、可靠性和安全性。
它旨在帮助您快速找到合适的工具，以便您可以将更多精力专注于您产品的生产制造中。

REIME NORIS - 我之精工，您之成功

WELCOME TO THE **AERO BROCHURE** OF **REIME NORIS** – **THREADING TOOLS** FOR THE **AEROSPACE INDUSTRY**

The aerospace industry is one of the most demanding sectors in modern manufacturing, setting the highest standards for tools, processes, and quality. With our new AERO brochure, you gain access to a carefully curated selection of threading tools specifically designed to meet the stringent requirements, materials, and challenges of this industry.

Whether you need **MJ, UNJ**, or **EG threads**, you will find exclusively tools that are engineered and proven for machining aerospace-standard thread profiles. Beyond strict compliance with industry norms, we place a strong emphasis on process reliability, optimized geometries, high-performance coatings, and extended tool life—ensuring outstanding results in challenging materials such as **titanium**, **Inconel**, **high-strength aluminum alloys**, and **CFRP composites**.

This brochure is your compact reference **guide for aerospace solutions**, with a clear focus on **application, reliability, and safety**.
It is designed to help you quickly find the right tool so you can stay focused on your manufacturing process.

REIME NORIS – OUR PRECISION IS YOUR SUCCESS



资深的汽轮机产品的专家
STRONG SPECIALIST FOR TURBINE COMPONENTS

"一家行业领先的汽轮机部件制造商使用我们的NORIS SL15 NI的丝锥应用于航空航天中加工具有挑战性的材料。该丝锥用于为安装在飞机发动机压缩仓附近的"Inconel 718制成的零件中的螺纹加工。"

Inconel 718是航空航天工业中使用的最坚硬的材料之一，极端耐温度和高强度的结合对刀具提出了最高要求。这正是 NORIS SL15 NI证明了它的价值：一种专门开发的NI几何槽型、坚固的切削刃和TICN涂层可提供具有长刀具寿命的工艺稳定解决方案。

阶梯式螺纹形式和优化的排屑槽磨削减少了摩擦和铁屑堆积，确保了切屑的顺利排出 — 而这正是生产难加工材料取得高精度的关键所在。

结论：一致的螺纹质量、稳定的工艺和即使在最恶劣的操作条件下，也能让客户满意。

A leading manufacturer of turbine components relies on our NORIS SL15 NI tap for machining challenging materials in aerospace applications. The tool is used to create threads for wire thread inserts in a part made of Inconel 718, installed near the compression chamber of an aircraft engine.

Inconel 718 is one of the toughest materials used in aerospace – it´s combination of extreme heat resistance and high strength places exceptional demands on any tool. This is exactly where the NORIS SL15 NI proves it´s value: a specially developed NI geometry, robust cutting edges, and a TICN coating deliver a process-stable solution with long tool life.

The stepped thread form and optimized flute grinding reduce friction and chip buildup, ensuring smooth chip evacuation — a key advantage when producing precise threads for wire inserts in difficult-to-machine materials.

The result: Consistent thread quality, stable processes, and satisfied customers — even under the harshest operating conditions.

SPECIALIZED RELIABLE POWERFUL

X-公差

更大的生产尺寸保证了更长的使用时间，特别是在研磨和粘性材料中。

The larger production dimension guarantees longer use, especially in abrasive and clamping materials.

HSSE-PM

高硬度和均匀的微观结构导致高耐磨性和出色的韧性。

High hardness and a homogeneous microstructure result in high wear resistance and exceptional toughness.



TICN

超过3000 HV的高硬度和低摩擦值可防止丝锥切削刃磨损

A high hardness of more than 3000 HV and low friction values protect against abrasive wear

优势

- 优化的NI几何槽型，用于加工Inconel 718等坚韧高性能材料
- "得益于TiCN涂层—即使在极端条件下用于防止切削刃磨损和冷焊"
- "可靠的加工过程和延长刀具寿命 – 防止切削刃磨损和冷焊"

YOUR BENEFITS

- Optimized NI geometry for machining tough high-performance materials such as Inconel 718
- Protected against wear and cold welding thanks to TiCN coating – even under extreme conditions
- Reliable operation and extended tool life – resistant to wear and cold welding

MJ | 请看第18页 | go to page 18
UNJC | 请看第19页 | go to page 19
UNJF | 请看第19页 | go to page 19



加工起落架部件的多面手

A VERSATILE **ALL-ROUNDER** FOR **LANDING GEAR COMPONENTS**

在航空航天起落架制造中，精度和工艺可靠性至关重要。不锈钢材料带来了重大挑战，特别是在根据ISO 3161生产UNJC和UNJF螺纹时。

我们的NORIS SALOREX UNI CNC采用ALTINHD涂层，是理想的解决方案。它结合了通用几何槽型以及纳米结构的高性能涂层确保了即使是最苛刻的材料也能可靠地加工 — 盲孔深度可达3×D。

45°螺旋槽可有效排屑，同时涂层的卓越硬度和耐磨性保证即使在困难的切削条件下也能延长刀具寿命。

最大的灵活性和一致的质量——使其非常适合现代航空航天起落架生产的严格要求。

In aerospace landing gear manufacturing, precision and process reliability are essential. The machining of high-performance stainless steels poses significant challenges—especially when producing UNJC and UNJF threads in accordance with ISO 3161.

Our NORIS SALOREX UNI CNC, featuring the ALTINHD coating, is the ideal solution. Its combination of a universal geometry and a nanostructured high-performance coating ensures reliable machining of even the most demanding materials — including blind holes up to 3×D depth.

The 45° spiral flutes provide efficient chip evacuation, while the coating's exceptional hardness and wear resistance guarantee extended tool life, even under difficult cutting conditions.

Maximum flexibility with consistent quality — making it a perfect fit for the strict demands of modern aerospace landing gear production.

UNIVERSAL FLEXIBLE SAFE

3xD
45°螺旋槽可有效排屑
Reliable chip removal due to 45° twisted flutes

HSSE
硬度高
卓越的韧性
优异的耐磨性
High hardness
Exceptional toughness
Excellent wear resistance

ALTINHD
纳米结构PVD涂层
普遍适用于钢件和铸造材料所有类型
Nanostructured PVD coating
Universally suitable for all types of steel and cast materials

优势

- 通用性的槽型减少了库存需求
- 纳米结构AlTiNHD涂层
  可靠的加工—即使在充满挑战的情况下进行攻丝
- 高度灵活性和加工安全性

YOUR BENEFITS

- Universal geometry to reduce inventory requirements
- Nano-structured AlTiNHD coating for reliable machining – even under challenging cutting conditions
- High flexibility and process security

UNJC 请看第19页 | go to page 19
UNJF 请看第19页 | go to page 19
EG-M 请看第20页 | go to page 20
EG-UNC 请看第22页 | go to page 22
EG-UNF 请看第23页 | go to page 23



在卫星推进器生产上的可靠性
RELIABILITY IN SATELLITE PROPULSION

卫星推进器部件的生产要求达到最高标准的精度和工艺可靠性。诸如钛合金和奥氏体不锈钢等材料必须承受太空中的极端温度、振动和辐射暴露。任何误差或返工都是不可接受的——每个部件都必须从一开始就完美无瑕。

为了在高度集成的外壳和结构部件中生产细牙和非标的螺纹，使用了带有ACR涂层的NORIS EIR HR螺纹铣刀。该刀具因其正向切削几何形状、精确的同心度和极高刃口稳定性而脱颖而出，这是在难切削材料中加工小螺纹时的关键特性。

得益于可控的铁屑形成和低热量输入，可以生产出具有出色尺寸精度和卓越表面质量的螺纹。即使有复杂的轮廓和盲孔，该加工过程仍然稳定且可重复。

结论：高应力部件中的精确螺纹是可靠卫星推进系统的基本前提。

The production of propulsion components for satellites requires the highest standards of precision and process reliability. Materials such as titanium alloys and austenitic stainless steels must withstand extreme temperatures, vibrations, and radiation exposure in space. Errors or rework are not an option – every component must be perfect from the very beginning.

For the production of fine and special threads in highly integrated housings and structural components, the NORIS EIR HR thread mill with ACR coating is used. The tool stands out through its positive cutting geometry, precise concentricity, and high cutting-edge stability – key properties when machining small threads in difficult-to-cut materials.

Thanks to controlled chip formation and low heat input, threads can be produced with excellent dimensional accuracy and superior surface quality. Even with complex contours and blind holes, the process remains stable and reproducible.

Result: precise threads in high-stress components – a fundamental prerequisite for reliable satellite propulsion systems.

EFFICIENT WIDE-RANGING SUBSTANTIAL

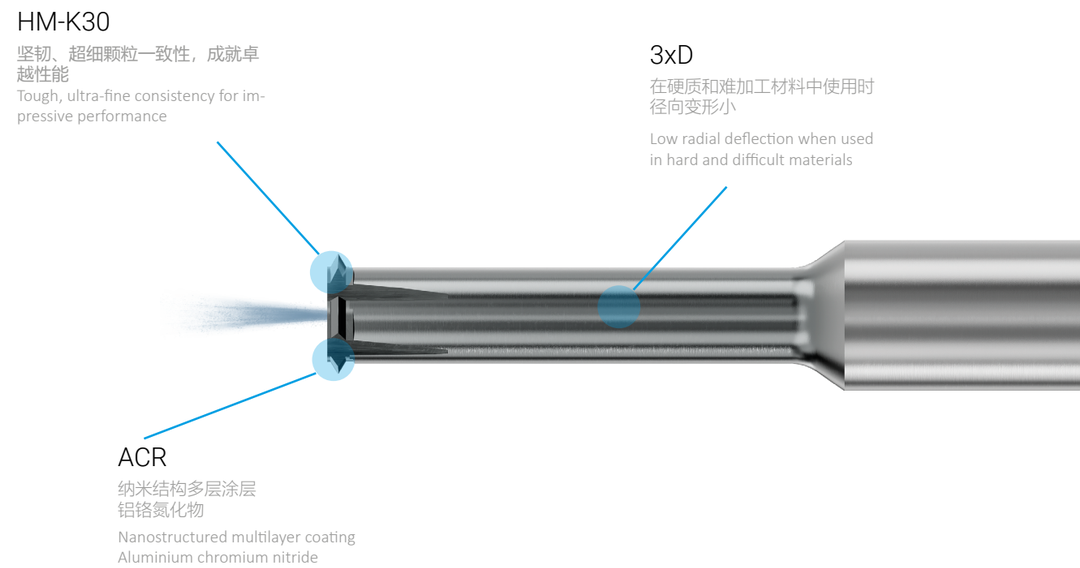

优势

- 适用于高强度与耐热材料的几何结构
- ACR涂层具备优异附着力与极致光滑表面，确保工具寿命持久且工艺可靠性高
- 避免工件损伤并提升生产效率

YOUR BENEFITS

- Geometry for highly resistant and heat resistant materials
- ACR coating with optimal adhesion and extremly smooth surface to ensure long tool life and high process reliability
- Avoid work piece damage and increase productivity

MJ	请看第33页 | go to page 33
UNJC	请看第34页 | go to page 34
UNJF	请看第34页 | go to page 34
EG-M	请看第33页 | go to page 33
EG-UNC	请看第34页 | go to page 34
EG-UNF	请看第34页 | go to page 34

符号说明
SYMBOL EXPLANATION

通用
GENERAL

12345	订货号 Order number
	细柄 Reduced shank
	粗柄 Reinforced shank
2xD	有效长度 2xD Usable length 2xD
3xD	有效长度 3xD Usable length 3xD
4xD	有效长度 4xD Usable length 4xD
CNC	用于同步CNC机床加工的优化刀具 Optimized tools for the synchronous CNC machining

机用丝锥
MACHINE TAPS

	通孔 Through hole
	通孔&盲孔 Through hole & Blind hole
	盲孔 Blind hole
	用于中心出水冷却的MKB刀具 MKB Tools with internal coolant bore
	攻丝预钻孔直径 Tap drill diameter

攻丝刀柄
TAP HOLDERS

	密封盘 Sealing disks
p max 50 bar (700psi)	最大冷却压力50 bar Max. Coolant pressure 50 bar
C Soft T	最小长度补偿 Minimal length compensation
	夹紧螺母 Clamping nut
	夹套 Collet
	用于沿着刀柄供应冷却液的的MKBA刀具 MKBA Coolant supply along the tool shank

螺纹铣刀
THREAD MILLS

	外螺纹 External threads
	内螺纹 Internal threads
LH-rot	左旋 Left hand rotation
	只需一把刀具即可钻孔，沉孔倒角和攻丝 Just one tool for core hole, countersink and thread
	只需一把刀具即可沉孔倒角和攻丝 Just one tool for countersink and thread
	用于中心出水冷却的MKB刀具 MKB Tools with internal coolant bore
	仅用于攻丝的刀具 The tool only produces the thread

章节概述
CHAPTER OVERVIEW

01

机用丝锥
MACHINE TAPS

分类汇总

列出的切削速度（Vc，单位为M/MIN）为标准值.
该值必须根据实际加工情况进行调整
* 对于锥形螺纹和梯形螺纹，切削速度必须减少50%

SUMMARY OF ASSORTMENT

THE LISTED CUTTING DATA ARE STANDARD VALUES.
THIS VALUES HAVE TO BE ADJUSTED TO INDIVIDUAL WORK CONDITIONS.

					SALOREX			SL15		STABIL			DL15	
					UNI CNC	VA	SOFT	TI	NI	UNI CNC	VA	SOFT	TI	NI
表面处理和涂层 · SURFACE					ALTINHD	ALTINHD	DLC	TICN	TICN	ALTINHD	ALTINHD	DLC	TICN	TICN
材料 · MATERIAL					HSSE	HSSE	HSSE	HSSE	HSSE-PM	HSSE	HSSE	HSSE	HSSE	HSSE-PM
	MJ						18	18	18				18	18
	UNJC				19		19	19	19				19	19
	UNJF				19		19	19	19				19	19
	EG-M				20	20	20			21	21	21		
	EG-UNC				22		22			22				
	EG-UNF				22		23			23				
P 钢件材料	STEEL MATERIALS		MAT.		Vc [m/min]			Vc [m/min]		Vc [m/min]			Vc [m/min]	
非合金钢和低合金钢	Unalloyed and low-alloy steels	≤ 800N/mm²	P1.1		**10 - 18**	10- 18				**10 - 18**	10- 18			
		≤ 1200N/mm²	P1.2		**6 - 10**	6- 10				**6 - 10**	6- 10			
		≤ 1400N/mm²	P1.3		4- 8					4- 8			4- 8	
高合金钢	High alloy steels	≤ 1400N/mm²	P2.1		2- 10	2- 10				2- 10	2- 10			
M 耐腐蚀和耐酸钢	CORROSION AND ACID PROOF STEELS				Vc [m/min]			Vc [m/min]		Vc [m/min]			Vc [m/min]	
奥氏体不锈钢和双相不锈钢	Stainless austenitic steels + DUPLEX steels	≤ 800N/mm²	M1.1		6- 10	**6 - 10**				6- 10	**6 - 10**			
		≤ 1300N/mm²	M1.2		2- 6	2- 6				2- 6	2- 6		4- 8	
K 铸件材料	CAST MATERIALS				Vc [m/min]			Vc [m/min]		Vc [m/min]			Vc [m/min]	
铸铁、球墨铸铁、蠕墨铸铁、可锻铸铁	Cast iron, nodular cast iron, Vermicular graphite cast iron, malleable cast iron	≤ 800N/mm²	K1.1		10- 20					10- 20				
奥铁素体铸铁（ADI）+硬质铸件	Ausferritic cast iron (ADI) + Hard casting	≤ 1400N/mm²	K2.1											
N 有色金属材料	NON FERROUS MATERIALS				Vc [m/min]			Vc [m/min]		Vc [m/min]			Vc [m/min]	
锻铝合金	Aluminium wrought alloys		N1.1				**20 - 30**					**20 - 30**		
铸铝合金	Aluminium cast alloys	≤ 12%Si	N1.2		15- 20		20- 30			15- 20		**20 - 30**		
		≥ 12%Si	N1.3											
黄铜+铜合金（长屑）	Copper + Copper alloys (long-chip.)		N2.1		15- 20	15- 20				15- 20	15- 20			
铜合金（短屑）	Copper alloys (short-chip.)		N2.2		20- 30					20- 30				
高强度铜合金	High-strength copper alloys	≥ 800N/mm²	N2.3											
锌合金	Zinc alloys		N3.1		20- 30					20- 30				
锻镁合金	Magnesium wrought alloys		N4.1		15- 20					15- 20				
热塑性塑料	Thermoplastics		N5.1				15- 20					15- 20		
纤维强化合成材料+硬质体塑料	Fibre-reinforced synthetics + Duroplastics		N5.2											
S 特殊材料	SPECIAL MATERIALS				Vc [m/min]			Vc [m/min]		Vc [m/min]			Vc [m/min]	
镍基/铁基/钴基合金	Ni-, Fe- or Co-based superalloys	≤ 800N/mm²	S1.1					**4 - 8**					**4 - 8**	
		≤ 1600N/mm²	S1.2						**1 - 4**					**1 - 4**
钛+钛合金	Titanium + Titanium alloys	≤ 800N/mm²	S2.1					**4 - 8**					**4 - 8**	
		≤ 1300N/mm²	S2.2					**1 - 4**					**1 - 4**	
H 淬硬钢	HARDENED STEELS				Vc [m/min]			Vc [m/min]		Vc [m/min]			Vc [m/min]	
淬硬钢	Hardened steels	≤ 55HRc	H1.1											
		≤ 63HRc	H1.2											
		≤ 65HRc	H1.3											

润滑剂推荐 • Lubricant recommendation

乳化液 • Emulsion　攻丝油 • Cutting oil　干式 • Dry

MJ DIN ISO 5855

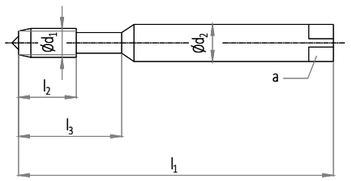

	NORIS SALOREX SOFT	NORIS SL15 TI	NORIS SL15 NI	NORIS DL15 TI	NORIS DL15 NI
	3xD	2xD	2xD	4xD	4xD
表面处理和涂层 · SURFACE	DLC	TICN	TICN	TICN	TICN
材料 · MATERIAL	HSSE	HSSE	HSSE-PM	HSSE	HSSE-PM
切削锥类型 · CHAMFER FORM	C / 2-3	C / 2-3	C / 2-3	D / 4-5	D / 4-5
公差 · TOLERANCE	ISO1	ISO1X	ISO1X	ISO1X	ISO1X
	RH	RH	RH	RH	RH

	d1 [mm]	x	P [mm]	l1 [mm]	l2 [mm]	l3 [mm]	Ø d2 [mm]	a [mm]	NORIS SALOREX SOFT	NORIS SL15 TI	NORIS SL15 NI	NORIS DL15 TI	NORIS DL15 NI
DIN 371	MJ 3	x	0,5	2,6	56	6	18	3,5	2,7	664S.02101229			
	MJ 3	x	0,5	2,6	56	11	18	3,5	2,7		6604.02051229	66A7.02051229	6504.03051229	6507.03051229
	MJ 4	x	0,7	3,4	63	7	21	4,5	3,4	664S.02101231				
	MJ 4	x	0,7	3,4	63	13	21	4,5	3,4		6604.02051231	66A7.02051231	6504.03051231	6507.03051231
	MJ 5	x	0,8	4,3	70	8	25	6	4,9	664S.02101232				
	MJ 5	x	0,8	4,3	70	15	25	6	4,9		6604.02051232	66A7.02051232	6504.03051232	6507.03051232
	MJ 6	x	1	5,1	80	10	30	6	4,9	664S.02101233				
	MJ 6	x	1	5,1	80	17	30	6	4,9		6604.02051233	66A7.02051233	6504.03051233	6507.03051233
	MJ 8	x	1	7,1	90	10	35	8	6,2	664S.02101235				
	MJ 8	x	1	7,1	90	17	35	8	6,2		6604.02051235	66A7.02051235	6504.03051235	6507.03051235
	MJ 8	x	1,25	6,9	90	14	35	8	6,2	664S.02102026				
	MJ 8	x	1,25	6,9	90	20	35	8	6,2		6604.02052026	66A7.02052026	6504.03052026	6507.03052026
	MJ 10	x	1,25	8,9	100	16	39	10	8	664S.02101236				
	MJ 10	x	1,25	8,9	100	18	39	10	8		6604.02051236	66A7.02051236	6504.03051236	6507.03051236
	MJ 10	x	1,5	8,6	100	16	39	10	8	664S.02102308				
	MJ 10	x	1,5	8,6	100	22	39	10	8		6604.02052308	66A7.02052308	6504.03052308	6507.03052308

UNJC ASME B1.1 (ASME B1-15) | UNJF ASME B1.1 (ASME B1-15)

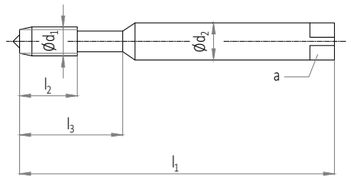

	NORIS SALOREX UNI CNC	NORIS SALOREX SOFT	NORIS SL15 TI	NORIS SL15 NI	NORIS DL15 TI	NORIS DL15 NI
	3xD	3xD	2xD	2xD	4xD	4xD
表面处理和涂层 · SURFACE	ALTINHD	DLC	TICN	TICN	TICN	TICN
材料 · MATERIAL	HSSE	HSSE	HSSE	HSSE-PM	HSSE	HSSE-PM
切削锥类型 · CHAMFER FORM	C / 2-3	C / 2-3	C / 2-3	C / 2-3	D / 4-5	D / 4-5
公差 · TOLERANCE	3B	3B	3BX	3BX	3BX	3BX
	RH	RH	RH	RH	RH	RH

	d1 [inch]	-	P Gg/1"	l1 [mm]	l2 [mm]	l3 [mm]	Ø d2 [mm]	a [mm]	ALTINHD	DLC	TICN	TICN	TICN	TICN
≈ DIN 371	UNJC Nr. 4	-	40	2,3	56	6	18	3,5	2,7	6470.02095479	664S.02105479				
	UNJC Nr. 4	-	40	2,3	56	11	18	3,5	2,7			6604.02055479	66A7.02055479	6504.03055479	6507.03055479
	UNJC Nr. 6	-	32	2,85	56	7	20	4	3	6470.02095481	664S.02105481				
	UNJC Nr. 6	-	32	2,85	56	12	20	4	3			6604.02055481	66A7.02055481	6504.03055481	6507.03055481
	UNJC Nr. 8	-	32	3,5	63	8	21	4,5	3,4	6470.02095482	664S.02105482				
	UNJC Nr. 8	-	32	3,5	63	13	21	4,5	3,4			6604.02055482	66A7.02055482	6504.03055482	6507.03055482
	UNJC Nr. 10	-	24	3,9	70	10	25	6	4,9	6470.02095483	664S.02105483				
	UNJC Nr. 10	-	24	3,9	70	15	25	6	4,9			6604.02055483	66A7.02055483	6504.03055483	6507.03055483
	UNJC 1/4	-	20	5,25	80	13	30	7	5,5	6470.02095485	664S.02105485				
	UNJC 1/4	-	20	5,25	80	17	30	7	5,5			6604.02055485	66A7.02055485	6504.03055485	6507.03055485
	UNJC 5/16	-	18	6,7	90	14	35	8	6,2	6470.02095486	664S.02105486				
	UNJC 5/16	-	18	6,7	90	20	35	8	6,2			6604.02055486	66A7.02055486	6504.03055486	6507.03055486
	UNJC 3/8	-	16	8,1	100	16	39	10	8	6470.02095487	664S.02105487				
	UNJC 3/8	-	16	8,1	100	22	39	10	8			6604.02055487	66A7.02055487	6504.03055487	6507.03055487

	d1 [inch]	-	P Gg/1"	l1 [mm]	l2 [mm]	l3 [mm]	Ø d2 [mm]	a [mm]	ALTINHD	DLC	TICN	TICN	TICN	TICN
≈ DIN 371	UNJF Nr. 4	-	48	2,4	56	6	18	3,5	2,7	6470.02095505	664S.02105505				
	UNJF Nr. 4	-	48	2,4	56	11	18	3,5	2,7			6604.02055505	66A7.02055505	6504.03055505	6507.03055505
	UNJF Nr. 6	-	40	3	56	7	20	4	3	6470.02095507	664S.02105507				
	UNJF Nr. 6	-	40	3	56	12	20	4	3			6604.02055507	66A7.02055507	6504.03055507	6507.03055507
	UNJF Nr. 8	-	36	3,55	63	8	21	4,5	3,4	6470.02095508	664S.02105508				
	UNJF Nr. 8	-	36	3,55	63	13	21	4,5	3,4			6604.02055508	66A7.02055508	6504.03055508	6507.03055508
	UNJF Nr. 10	-	32	4,15	70	10	25	6	4,9	6470.02095509	664S.02105509				
	UNJF Nr. 10	-	32	4,15	70	15	25	6	4,9			6604.02055509	66A7.02055509	6504.03055509	6507.03055509
	UNJF 1/4	-	28	5,55	80	10	30	7	5,5	6470.02095511	664S.02105511				
	UNJF 1/4	-	28	5,55	80	17	30	7	5,5			6604.02055511	66A7.02055511	6504.03055511	6507.03055511
	UNJF 5/16	-	24	7	90	10	35	8	6,2	6470.02095512	664S.02105512				
	UNJF 5/16	-	24	7	90	17	35	8	6,2			6604.02055512	66A7.02055512	6504.03055512	6507.03055512
	UNJF 3/8	-	24	8,6	90	10	35	10	8	6470.02095513	664S.02105513				
	UNJF 3/8	-	24	8,6	90	18	35	10	8			6604.02055513	66A7.02055513	6504.03055513	6507.03055513

EG-M (STI) DIN 8140-2

3xD

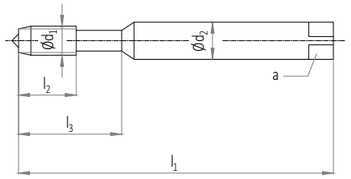

	NORIS SALOREX UNI CNC	NORIS SALOREX VA	NORIS SALOREX SOFT
	CNC		
表面处理和涂层 · SURFACE	ALTINHD	ALTINHD	DLC
材料 · MATERIAL	HSSE	HSSE	HSSE
切削锥类型 · CHAMFER FORM	E / 1,5-2	E / 1,5-2	C /2-3
公差 · TOLERANCE	6H MOD	6H MOD	6H MOD
	RH	RH	RH

	d_1 [mm]	P [mm]	[mm]	l_1 [mm]	l_2 [mm]	l_3 [mm]	Ø d_2 [mm]	a [mm]			
	EG-M 2,5	0,45	2,65	56	5	18	3,5	2,7	6470.0D090965		664S.0B100965
	EG-M 3	0,5	3,15	63	5	21	4,5	3,4	6470.0D090966	6645.0D090966	664S.0B100966
	EG-M 4	0,7	4,2	70	8	25	6	4,9	6470.0D090968	6645.0D090968	664S.0B100968
DIN 40435	EG-M 5	0,8	5,25	80	8	30	6	4,9	6470.0D090970	6645.0D090970	664S.0B100970
	EG-M 6	1	6,3	90	10	35	8	6,2	6470.0D090971	6645.0D090971	664S.0B100971
	EG-M 8	1,25	8,4	100	16	39	10	8	6470.0D090973	6645.0D090973	664S.0B100973
	EG-M 10	1,5	10,5	100	15	-	9	7	7470.0D090975	7645.0D090975	764S.0B100975
	EG-M 12	1,75	12,5	110	20	-	11	9	7470.0D090977		764S.0B100977
	EG-M 16	2	16,5	125	20	-	14	11	7470.0D090979		
	EG-M 20	2,5	20,75	160	30	-	18	14,5	7470.0D090981		

EG-M (STI) DIN 8140-2

4xD

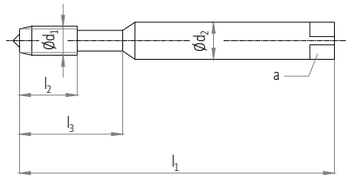

	NORIS STABIL UNI CNC	NORIS STABIL VA	NORIS STABIL SOFT
	CNC		
表面处理和涂层 · SURFACE	ALTINHD	ALTINHD	DLC
材料 · MATERIAL	HSSE	HSSE	HSSE
切削锥类型 · CHAMFER FORM	B / 4-5	B / 4-5	B / 4-5
公差 · TOLERANCE	6H MOD	6H MOD	6H MOD
	RH	RH	RH

	d_1 [mm]	P [mm]	[mm]	l_1 [mm]	l_2 [mm]	l_3 [mm]	Ø d_2 [mm]	a [mm]			
	EG-M 2,5	0,45	2,65	56	11	18	3,5	2,7	65C0.0A090965		657S.0A100965
	EG-M 3	0,5	3,15	63	10	21	4,5	3,4	65C0.0A090966	6535.0A090966	657S.0A100966
	EG-M 4	0,7	4,2	70	12	25	6	4,9	65C0.0A090968	6535.0A090968	657S.0A100968
DIN 40435	EG-M 5	0,8	5,25	80	13	30	6	4,9	65C0.0A090970	6535.0A090970	657S.0A100970
	EG-M 6	1	6,3	90	17	35	8	6,2	65C0.0A090971	6535.0A090971	657S.0A100971
	EG-M 8	1,25	8,4	100	18	39	10	8	65C0.0A090973	6535.0A090973	657S.0A100973
	EG-M 10	1,5	10,5	100	22	-	9	7	75C0.0A090975	7535.0A090975	
	EG-M 12	1,75	12,5	110	26	-	11	9	75C0.0A090977		
	EG-M 16	2	16,5	125	27	-	14	11	75C0.0A090979		
	EG-M 20	2,5	20,75	160	34	-	18	14,5	75C0.0A090981		

EG-UNC (STI) ASME B18.29.1

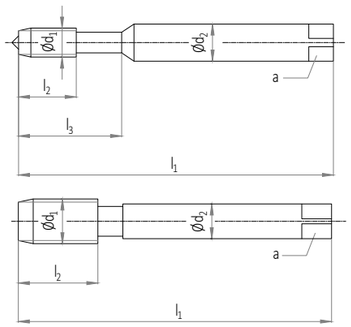

	NORIS SALOREX UNI CNC	NORIS SALOREX UNI CNC	NORIS STABIL UNI CNC
			
	CNC, 3xD	3xD	CNC, 4xD
表面处理和涂层 · SURFACE	ALTINHD	DLC	ALTINHD
材料 · MATERIAL	HSSE	HSSE	HSSE
切削锥类型 · CHAMFER FORM	E / 1,5-2	C / 2-3	B / 4-5
公差 · TOLERANCE	2B	2B	2B
	RH	RH	RH

	d_1 [inch]	-	P Gg/1" [tpi]	l_1 [mm]	l_2 [mm]	l_3 [mm]	Ø d_2 [mm]	a [mm]			
≈ DIN 371	EG-UNC Nr. 4	-	40	3,1	63	7	21	4,5	3,4	6470.0D095611	664S.0B105611	
	EG-UNC Nr. 4	-	40	3,1	63	13	21	4,5	3,4			65C0.0A095611
	EG-UNC Nr. 6	-	32	3,8	70	8	25	6	4,9	6470.0D095613	664S.0B105613	
	EG-UNC Nr. 6	-	32	3,8	70	14	25	6	4,9			65C0.0A095613
	EG-UNC Nr. 8	-	32	4,4	80	8	30	6	4,9	6470.0D095614	664S.0B105614	
	EG-UNC Nr. 8	-	32	4,4	80	16	30	6	4,9			65C0.0A095614
	EG-UNC Nr. 10	-	24	5,2	80	10	30	7	5,5	6470.0D095615	664S.0B105615	
	EG-UNC Nr. 10	-	24	5,2	80	17	30	7	5,5			65C0.0A095615
	EG-UNC 1/4	-	20	6,7	90	14	35	8	6,2	6470.0D095617	664S.0B105617	
	EG-UNC 1/4	-	20	6,7	90	20	35	8	6,2			65C0.0A095617
	EG-UNC 5/16	-	18	8,4	100	16	39	10	8	6470.0D095618	664S.0B105618	
	EG-UNC 5/16	-	18	8,4	100	22	39	10	8			65C0.0A095618

	d_1 [inch]	-	P Gg/1" [tpi]	l_1 [mm]	l_2 [mm]	l_3 [mm]	Ø d_2 [mm]	a [mm]			
≈ DIN 376	EG-UNC 3/8	-	16	10	100	15	-	9	7	7470.0D095619		
	EG-UNC 3/8	-	16	10	100	22	-	9	7			75C0.0A095619
	EG-UNC 7/16	-	14	11,6	110	20	-	11	9			
	EG-UNC 7/16	-	14	11,6	110	26	-	11	9			75C0.0A095620
	EG-UNC 1/2	-	13	13,3	110	22	-	12	9	7470.0D095621		
	EG-UNC 1/2	-	13	13,3	110	27	-	12	9			75C0.0A095621
	EG-UNC 9/16	-	12	14,9	110	22	-	12	9			
	EG-UNC 9/16	-	12	14,9	110	27	-	12	9			75C0.0A095622
	EG-UNC 5/8	-	11	16,5	125	25	-	14	11	7470.0D095623		
	EG-UNC 5/8	-	11	16,5	125	30	-	14	11			75C0.0A095623
	EG-UNC 3/4	-	10	19,75	140	27	-	18	14,5	7470.0D095624		
	EG-UNC 3/4	-	10	19,75	140	32	-	18	14,5			75C0.0A095624

EG-UNF (STI) ASME B18.29.1

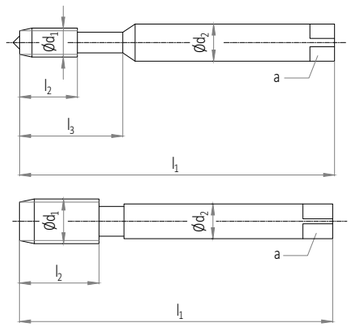

	NORIS SALOREX UNI CNC	NORIS SALOREX UNI CNC	NORIS STABIL UNI CNC
			
	CNC, 3xD	3xD	CNC, 4xD
表面处理和涂层 · SURFACE	ALTINHD	DLC	ALTINHD
材料 · MATERIAL	HSSE	HSSE	HSSE
切削锥类型 · CHAMFER FORM	E / 1,5-2	C / 2-3	B / 4-5
公差 · TOLERANCE	2B	2B	2B
	RH	RH	RH

	d_1 [inch]	-	P Gg/1" [tpi]	l_1 [mm]	l_2 [mm]	l_3 [mm]	Ø d_2 [mm]	a [mm]			
≈ DIN 371	EG-UNF Nr. 4	-	48	3	56	7	20	4	3	6470.0D095633	664S.0B105633	
	EG-UNF Nr. 4	-	48	3	56	9	20	4	3			65C0.0A095633
	EG-UNF Nr. 6	-	40	3,7	70	8	25	6	4,9	6470.0D095635	664S.0B105635	
	EG-UNF Nr. 6	-	40	3,7	70	11	25	6	4,9			65C0.0A095635
	EG-UNF Nr. 8	-	36	4,4	80	8	30	6	4,9	6470.0D095636	664S.0B105636	
	EG-UNF Nr. 8	-	36	4,4	80	13	30	6	4,9			65C0.0A095636
	EG-UNF Nr. 10	-	32	5,1	80	8	30	6	4,9	6470.0D095637	664S.0B105637	
	EG-UNF Nr. 10	-	32	5,1	80	13	30	6	4,9			65C0.0A095637
	EG-UNF 1/4	-	28	6,6	90	10	35	8	6,2	6470.0D095639	664S.0B105639	
	EG-UNF 1/4	-	28	6,6	90	17	35	8	6,2			65C0.0A095639
	EG-UNF 5/16	-	24	8,25	90	10	35	10	8	6470.0D095640	664S.0B105640	
	EG-UNF 5/16	-	24	8,25	90	18	35	10	8			65C0.0A095640

	d_1 [inch]	-	P Gg/1" [tpi]	l_1 [mm]	l_2 [mm]	l_3 [mm]	Ø d_2 [mm]	a [mm]			
≈ DIN 374	EG-UNF 3/8	-	24	9,8	90	11	-	8	6,2	7470.0D095641		
	EG-UNF 3/8	-	24	9,8	90	18	-	8	6,2			75C0.0A095641
	EG-UNF 7/16	-	20	11,5	100	13	-	9	7			
	EG-UNF 7/16	-	20	11,5	100	22	-	9	7			75C0.0A095642
	EG-UNF 1/2	-	20	13,1	100	15	-	11	9	7470.0D095643		
	EG-UNF 1/2	-	20	13,1	100	22	-	11	9			75C0.0A095643
	EG-UNF 9/16	-	18	14,7	100	15	-	12	9			
	EG-UNF 9/16	-	18	14,7	100	22	-	12	9			75C0.0A095644
	EG-UNF 5/8	-	18	16,25	110	17	-	14	11	7470.0D095645		
	EG-UNF 5/8	-	18	16,25	110	25	-	14	11			75C0.0A095645
	EG-UNF 3/4	-	16	19,5	125	17	-	16	12	7470.0D095646		
	EG-UNF 3/4	-	16	19,5	125	25	-	16	12			75C0.0A095646

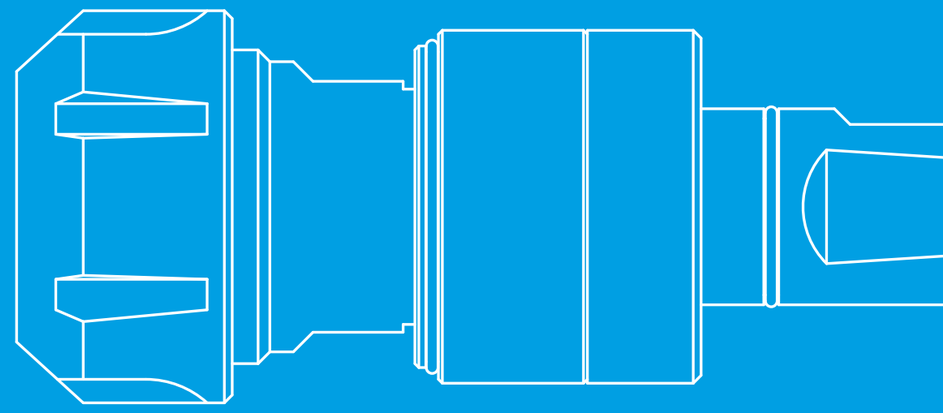

02

攻丝刀柄
TAP HOLDERS

C Soft T | Pmax 50bar (700psi)

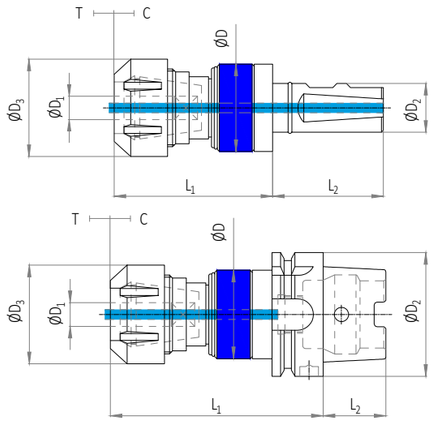

NORIS HELIXPRO

NORIS HELIXPRO

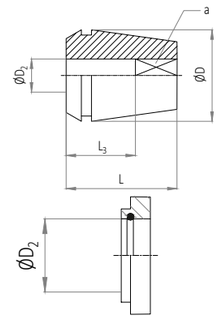

NORIS ER | DS

NR.		11	20	32	40
		ER 11 GB	ER 20 GB	ER 32 GB	ER 40 GB
		-	DS 20	DS 32	DS 40
		M2 - M8	M4 - M12	M4 - M20	M 10 - M30
Ø D	[mm]	11	20	32	40
L	[mm]	18	31,5	40	46

	Nr.			Ø D_1 [mm]	Ø D_2 [mm]	Ø D_3 [mm]	Ø D [mm]	L_1 ER [mm]	L_1 ER GB [mm]	L_2 [mm]	C [mm]	T [mm]	
DIN 1835-1 B+E	0	M2- M8 (Nr.2- 5/16)	ER 11	2,5- 7	ø 16	16	34	72,7	71	49	0,5	0,5	A770Z1116
				2,5- 7	ø 20	16	34	72,7	71	51	0,5	0,5	A770Z1120
				2,5- 7	ø 25	16	34	72,7	71	57	0,5	0,5	A770Z1125
	1	M4- M12 (Nr.8- 7/16)	ER 20	4,5- 10	ø 20	34	34	–	73	51	0,5	0,5	A770Z2020
			DS 20	4,5- 10	ø 25	34	34	–	73	57	0,5	0,5	A770Z2025
	3	M4- M20 (Nr.8- 3/4)	ER 32	4,5- 16	ø 25	50	45	–	87,3	57	0,5	0,5	A770Z3225
	4	M12- M30 (7/16- 1 1/8)	ER 40	9- 22	ø 32	63	63	–	113,5	61	0,7	0,7	A770Z4032

	Nr.			Ø D_1 [mm]	Ø D_2	Ø D_3 [mm]	Ø D [mm]	L_1 ER [mm]	L_1 ER GB [mm]	L_2 [mm]	C [mm]	T [mm]	
DIN 69893-1	0	M2- M8 (Nr.2- 5/16)	ER 11	2,5- 7	HSK-A40	16	34	89,2	87,5	20	0,5	0,5	A790Z1140
					HSK-A63	16	34	95,2	93,5	32	0,5	0,5	A790Z1163
	1	M4- M12 (Nr.8- 7/16)	ER 20	4,5- 10	HSK-A40	34	34	–	89,5	20	0,5	0,5	A790Z2040
					HSK-A50	34	34	–	93,5	25	0,5	0,5	A790Z2050
			DS 20		HSK-A63	34	34	–	95,5	32	0,5	0,5	A790Z2063
					HSK-A80	34	34	–	100	40	0,5	0,5	A790Z2080
					HSK-A100	34	34	–	102	50	0,5	0,5	A790Z2000
	3	M4- M20 (Nr.8- 3/4)	ER 32	4,5- 16	HSK-A50	50	45	–	116,3	25	0,5	0,5	A790Z3250
			DS 32		HSK-A63	50	45	–	108,8	32	0,5	0,5	A790Z3263
					HSK-A80	50	45	–	113,3	40	0,5	0,5	A790Z3280
					HSK-A100	50	45	–	115,3	50	0,5	0,5	A790Z3200
	4	M12- M30 (7/16- 1 1/8)	ER 40	9- 22	HSK-A63	63	63	–	146,5	32	0,7	0,7	A790Z4063
			DS 40		HSK-A80	63	63	–	136	40	0,7	0,7	A790Z4080
					HSK-A100	63	63	–	138	50	0,7	0,7	A790Z4000

根据需求可提供更多的配件
Further accessories on request

交付时包含夹紧螺母
Clamping nut is included in the delivery

		Ø D_2 [mm]	K_2 [mm]		L_3 [mm]		L_3 [mm]		L_3 [mm]		L_3 [mm]	
M2- M2,6	M4	2,8	2,1	ER	12	AD411Z1120						
-	-	-	-	DS		-						
M3	M4,5- M5	3,5	2,7	ER	14	AD411Z1130						
-	-	-	-	DS		-						
M3,5	M5,5	4	3	ER	14	AD411Z1140						
-	-	-	-	DS		-						
M4	M6	4,5	3,4	ER	14	AD411Z1145	15	AD420Z2045				
-	-	-	-	DS		-		AK7Z0Z2045				
M4,5- M6	M8	6	4,9	ER	14	AD411Z1160	18	AD420Z2060	18	AD432Z3260		
-	-	-	-	DS				AK7Z0Z2060		AK7Z0Z3260		
M7	M9- M10	7	5,5	ER			18	AD420Z2070	18	AD432Z3270	18	AD440Z4070
-	-	-	-	DS				AK7Z0Z2070		AK7Z0Z3270		AK7Z0Z4070
M8	M11	8	6,2	ER			22	AD420Z2080	22	AD432Z3280	22	AD440Z4080
-	-	-	-	DS				AK7Z0Z2080		AK7Z0Z3280		AK7Z0Z4080
M9	M12	9	7	ER			22	AD420Z2090	22	AD432Z3290	22	AD440Z4090
-	-	-	-	DS				AK7Z0Z2090		AK7Z0Z3290		AK7Z0Z4090
M10	-	10	8	ER			25	AD420Z2010	25	AD432Z32A0	25	AD440Z40A0
-	-	-	-	DS				AK7Z0Z20A0		AK7Z0Z32A0		AK7Z0Z40A0
-	M14	11	9	ER					25	AD432Z32B0	25	AD440Z40B1
-	-	-	-	DS						AK7Z0Z32B0		AK7Z0Z40B0
-	M16	12	9	ER					25	AD432Z32C0	25	AD440Z40C2
-	-	-	-	DS						AK7Z0Z32C0		AK7Z0Z40C0
-	M18	14	11	ER					25	AD432Z32E0	25	AD440Z40E4
-	-	-	-	DS						AK7Z0Z32E0		AK7Z0Z40E0
-	M20	16	12	ER					25	AD432Z32G0	25	AD440Z40G6
-	-	-	-	DS						AK7Z0Z32G0		AK7Z0Z40G0
-	M22- M24	18	14,5	ER							25	AD440Z40J8
-	-	-	-	DS								AK7Z0Z40J0
-	M27	20	16	ER							28	AD440Z40L0
-	-	-	-	DS								AK7Z0Z40L0
-	M30	22	18	ER							28	AD440Z40N0
-	-	-	-	DS								AK7Z0Z4022
-	M33	25	20	ER							41	AD450Z50B5

DIN



03

螺纹铣刀
THREAD MILLS

分类汇总

列出的切削速度（Vc，单位为M/MIN）为标准值.
该值必须根据实际加工情况进行调整

SUMMARY OF ASSORTMENT

THE LISTED CUTTING DATA ARE STANDARD VALUES.
THIS VALUES HAVE TO BE ADJUSTED TO INDIVIDUAL WORK CONDITIONS.

	NORIS EIR		NORIS ZTF
	HR		HT
			
最大攻丝深度-倍径 · USABLE LENGTH	2XD	3XD	2XD
表面处理和涂层 · SURFACE	ACR	ACR	ALTIN
材料 · MATERIAL	K30	K30	K20
MJ	32	33	35
UNJC		34	
UNJF		34	
EG-M	32	33	
EG-UNC		34	
EG-UNF		34	

P	钢件材料	STEEL MATERIALS		MAT.	Vc [m/min]	fz [mm]		Vc [m/min]	fz [mm]
	非合金钢和低合金钢	Unalloyed and low-alloy steels	≤ 800N/mm²	P1.1	100- 200	**0,045xP**	**0,040xP**		
			≤ 1200N/mm²	P1.2	60- 140	**0,035xP**	**0,030xP**		
			≤ 1400N/mm²	P1.3	40- 80	**0,030xP**	**0,025xP**		
	高合金钢	High alloy steels	≤ 1400N/mm²	P2.1	40- 140	**0,030xP**	**0,025xP**		
M	耐腐蚀和耐酸钢	CORROSION AND ACID PROOF STEELS			Vc [m/min]	fz [mm]		Vc [m/min]	fz [mm]
	奥氏体不锈钢和双相不锈钢	Stainless austenitic steels + DUPLEX steels	≤ 800N/mm²	M1.1	60- 120	**0,030xP**	**0,025xP**		
			≤ 1300N/mm²	M1.2	30- 80	**0,020xP**	**0,015xP**		
K	铸件材料	CAST MATERIALS			Vc [m/min]	fz [mm]		Vc [m/min]	fz [mm]
	铸铁、球墨铸铁、蠕墨铸铁、可锻铸铁	Cast iron, nodular cast iron, Vermicular graphite cast iron, malleable cast iron	≤ 800N/mm²	K1.1	100- 200	0,050xP	0,050xP		
	奥铁素体铸铁（ADI）+硬质铸件	Ausferritic cast iron (ADI) + Hard casting	≤ 1400N/mm²	K2.1	60- 140	**0,035xP**	**0,030xP**		
N	有色金属材料	NON FERROUS MATERIALS			Vc [m/min]	fz [mm]		Vc [m/min]	fz [mm]
	锻铝合金	Aluminium wrought alloys		N1.1	200- 400	0,060xP	0,060xP		
	铸铝合金	Aluminium cast alloys	≤ 12%Si	N1.2	200- 400	0,060xP	0,060xP		
			≥ 12%Si	N1.3	150- 300	0,060xP	0,060xP		
	黄铜+铜合金（长屑）	Copper + Copper alloys (long-chip.)		N2.1	200- 400	0,060xP	0,060xP		
	铜合金（短屑）	Copper alloys (short-chip.)		N2.2	200- 400	0,060xP	0,060xP		
	高强度铜合金	High-strength copper alloys	≥ 800N/mm²	N2.3	40- 120	0,030xP	0,025xP		
	锌合金	Zinc alloys		N3.1	200- 400	0,060xP	0,060xP		
	锻镁合金	Magnesium wrought alloys		N4.1	200- 400	0,060xP	0,060xP		
	热塑性塑料	Thermoplastics		N5.1	200- 400	0,060xP	0,060xP		
	纤维强化合成材料+硬质体塑料	Fibre-reinforced synthetics + Duroplastics		N5.2	150- 300	0,060xP	0,060xP		
S	特殊材料	SPECIAL MATERIALS			Vc [m/min]	fz [mm]		Vc [m/min]	fz [mm]
	镍基/铁基/钴基合金	Ni-, Fe- or Co-based superalloys	≤ 800N/mm²	S1.1	30- 80	**0,020xP**	**0,015xP**	40- 80	**0,020xP**
			≤ 1600N/mm²	S1.2	20- 60	0,010xP		30- 60	**0,015xP**
	钛+钛合金	Titanium + Titanium alloys	≤ 800N/mm²	S2.1	40- 120	**0,025xP**	**0,020xP**		
			≤ 1300N/mm²	S2.2	30- 80	0,020xP	0,015xP	40- 80	**0,015xP**
H	淬硬钢	HARDENED STEELS			Vc [m/min]	fz [mm]		Vc [m/min]	fz [mm]
	淬硬钢	Hardened steels	≤ 55HRc	H1.1				80- 120	**0,020xP**
			≤ 63HRc	H1.2				60- 100	**0,015xP**
			≤ 65HRc	H1.3				30- 60	**0,010xP**

M DIN 13 | MF DIN 13

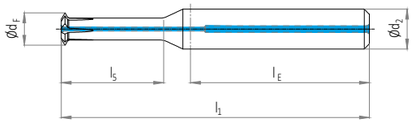

	NORIS EIR HR	NORIS EIR HR	NORIS EIR HR MKB
最大攻丝深度-倍径 · USABLE LENGTH	2 X D	2 X D	2 X D
表面处理和涂层 · SURFACE	ACR	ACR	ACR
材料 · MATERIAL	K30	K30	K30

	Ø $d_{1\,min}$ [mm]	P [mm]	Ø d_F [mm]	l_1 [mm]	l_5 [mm]	l_E [mm]	Ø d_2 [mm]	z			
DIN 13	≥ M 1	0,1 - 0,25	0,7	39	3,3	28	3	1	F50ES0522368		
	≥ M 1,2	0,1 - 0,25	0,7	39	3,3	28	3	1	F50ES0522368		
	≥ M 1,4	0,12 - 0,35	1,04	39	3,7	28	3	2	F50ES0522369		
	≥ M 1,6	0,12 - 0,35	1,04	39	3,7	28	3	2	F50ES0522369		
	≥ M 1,7	0,12 - 0,35	1,04	39	3,7	28	3	2	F50ES0522369		
	≥ M 1,8	0,12 - 0,35	1,04	39	3,7	28	3	2	F50ES0522369		
	≥ M 2	0,15 - 0,45	1,52	39	5	28	3	3	F50ES0522370		
	≥ M 2,2	0,15 - 0,45	1,52	39	5	28	3	3	F50ES0522370		
	≥ M 2,5	0,17 - 0,5	1,95	39	6,3	28	3	3	F50ES0522371		
	≥ M 3	0,17 - 0,5	1,95	39	6,3	28	3	3	F50ES0522371		
	≥ M 3,5	0,22 - 0,75	2,78	42	9,4	28	4	3	F50ES0522372		
	≥ M 4	0,22 - 0,75	2,78	42	9,4	28	4	3	F50ES0522372		
	≥ M 5	0,3 - 1	4	55	14,5	36	6	4		F50EHBF000509	
	≥ M 6	0,3 - 1	4	55	14,5	36	6	4		F50EHBF000509	
	≥ M 7	0,3 - 1	4	55	14,5	36	6	4		F50EHBF000509	
	≥ M 8	0,43 - 1,5	6,5	62	20,6	36	8	5			F50EHBF000809
	≥ M 10	0,43 - 1,5	6,5	62	20,6	36	8	5			F50EHBF000809
	≥ M 12	0,5 - 2	9,9	78	32,8	40	10	5			F50EHBF001129
	≥ M 14	0,5 - 2	9,9	78	32,8	40	10	5			F50EHBF001129
	≥ M 16	0,5 - 2	9,9	78	32,8	40	10	5			F50EHBF001129

兼容EG螺纹和J螺纹
Compatible with EG- and J-threads

M DIN 13 | MF DIN 13

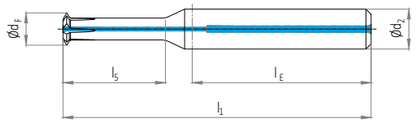

	NORIS EIR HR	NORIS EIR HR	NORIS EIR HR MKB
最大攻丝深度-倍径 · USABLE LENGTH	3 X D	3 X D	3 X D
表面处理和涂层 · SURFACE	ACR	ACR	ACR
材料 · MATERIAL	K30	K30	K30

	Ø $d_{1\,min}$ [mm]	P [mm]	Ø d_F [mm]	l_1 [mm]	l_5 [mm]	l_E [mm]	Ø d_2 [mm]	z			
DIN 13	≥ M 1	0,1 - 0,25	0,7	39	3,3	28	3	1	F51EHAF00105		
	≥ M 1,6	0,14 - 0,35	1,18	39	5,2	28	3	2	F51EHAF00165		
	≥ M 2	0,15 - 0,4	1,52	39	6,4	28	3	3	F51EHAF00205		
	≥ M 2,5	0,17 - 0,45	1,96	39	8	28	3	3	F51EHAF00255		
	≥ M 3	0,18 - 0,5	2,4	41	9,5	28	3	3	F51EHAF00305		
	≥ M 4	0,26 - 0,7	3,15	44	12,7	28	4	3	F51EHAF00405		
	≥ M 5	0,28 - 0,8	4,04	56	15,8	36	6	4		F51EHBF000509	
	≥ M 6	0,35 - 1	4,8	59	19	36	6	4		F51EHBF000609	
	≥ M 8	0,43 - 1,25	6,5	65	25,3	36	8	5			F51EHBF000809
	≥ M 10	0,51 - 1,5	8,2	77	31,5	40	10	5			F51EHBF001009
	≥ M 12	0,6 - 1,75	9,9	82	37,8	40	10	5			F51EHBF001129
	≥ M 14	0,68 - 2	11,6	94	44	45	12	5			F51EHBF001149
	≥ M 16	0,68 - 2	13,6	100	50	45	14	5			F51EHBF001169

兼容EG螺纹和J螺纹
Compatible with EG- and J-threads

UNC ASME B1.1 | UNF ASME B1.1

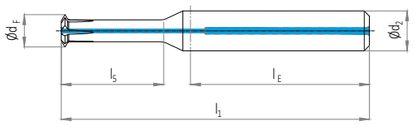

		NORIS EIR HR	NORIS EIR HR	NORIS EIR HR MKB
最大攻丝深度-倍径 · USABLE LENGTH		3 X D	3 X D	3 X D
表面处理和涂层 · SURFACE		ACR	ACR	ACR
材料 · MATERIAL		K30	K30	K30
	Ø $d_{1\ min}$ [inch] / P Gg/1" [tpi] / Ø d_F [mm] / l_1 [mm] / l_5 [mm] / l_E [mm] / Ø d_2 [mm] / z			
ASME B1.1	≥ UNC Nr.2 80 - 56 1,7 39 7 28 3 3	F51EHAF050019		
ASME B1.1	≥ UNC Nr.4 80 - 40 2,15 40 9,2 28 3 3	F51EHAF050039		
ASME B1.1	≥ UNC Nr.6 80 - 32 2,7 42 11,3 28 3 3	F51EHAF050059		
ASME B1.1	≥ UNC Nr.10 72 - 24 3,7 46 15,5 28 4 3	F51EHAF050079		
ASME B1.1	≥ UNC 1/4 56 - 20 4,95 59 20,3 36 6 4		F51EHBF050099	
ASME B1.1	≥ UNC 5/16 48 - 18 6,3 65 25,2 36 8 4			F51EHBF050109
ASME B1.1	≥ UNC 3/8 48 - 16 7,7 68 30,2 36 8 5			F51EHBF050119
	Ø $d_{1\ min}$ [inch] / P Gg/1" [tpi] / Ø d_F [mm] / l_1 [mm] / l_5 [mm] / l_E [mm] / Ø d_2 [mm] / z			
ASME B1.1	≥ UNF Nr.10 80 - 32 3,9 46 15,3 28 4 4	F51EHAF050419		
ASME B1.1	≥ UNF 1/4 80 - 28 5,25 59 20 36 6 4		F51EHBF050439	
ASME B1.1	≥ UNF 5/16 64 - 24 6,6 65 24,9 36 8 5			F51EHBF050449
ASME B1.1	≥ UNF 7/16 56 - 20 9,55 77 34,6 40 10 5			F51EHBF050469

兼容EG螺纹和J螺纹
Compatible with EG- and J-threads

M DIN 13 | MF DIN 13

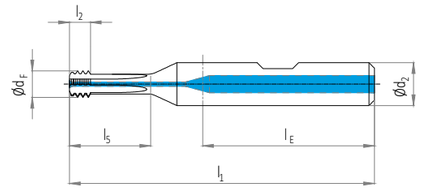

		NORIS ZTF HT	NORIS ZTF HT MKB
最大攻丝深度-倍径 · USABLE LENGTH		2 X D	2 X D
表面处理和涂层 · SURFACE		ALTIN	ALTIN
材料 · MATERIAL		K20	K20
	Ø $d_{1\ min}$ [mm] / P [mm] / Ø d_F [mm] / l_1 [mm] / l_2 [mm] / l_5 [mm] / l_E [mm] / Ø d_2 [mm] / z		
DIN 13	M 3 0,5 2,3 51 2 7 36 6 4	F154HBF00306	
DIN 13	M 4 0,7 3 51 2,8 9,4 36 6 4	F154HBF00406	
DIN 13	M 5 0,8 3,8 51 3,2 11,6 36 6 4	F154HBF00506	
DIN 13	M 6 - M 7 1 4,6 60 4 14 36 8 4	F154HBF00606	
DIN 13	M 8 - MF 10 1,25 6,2 71 5 19 40 10 4		F154HBF00806
DIN 13	M 10 - MF 12 1,5 7,75 76 6 25 40 10 4		F154HBF01006
DIN 13	M 12 - MF 14 1,75 9,2 86 7 31 45 12 4		F154HBF01126
DIN 13	M 14 - M 16 2 11,1 98 8 36 48 16 4		F154HBF01146

兼容MJ螺纹
Compatible with MJ-threads

REIME NORIS
诺瑞思螺纹工具（上海）有限公司

上海市闵行区纪鹤路505弄5号楼502室

+86 21 5484 0020
+86 136 6166 7472

www.noris-reime.com.cn
L.tong@noris-reime.com.cn